



BOAZ CITY






SCHOOL SYSTEM SNAPSHOT: 2020 EDITION*

126 Newt Parker Drive | Boaz, AL 35957 | (256) 593-8180

Superintendent | Dr. Todd Haynie

Board Members | Jeff Roberts, James R. Thompson, Chad W. Cofield, Jesse R. Morton, Rhonda W. Smith

By the Numbers

	Schools¹	5
	Students/ADM²	2,331
	Free & Reduced Lunch	68%
	Community Eligibility Program	44%
	Number of Route Buses³	20
	State-Funded Buses ⁴	40%
	Students Bused	1,164
	Full-Time Employees	273
	Teachers	141
	Principals/ Assistant Principals	8
	Counselors	6
	Librarians	5
	Other Certified Employees	10
	Support Personnel	103

¹ Schools with enrollment, including Alternative and Career Technical Education
² Average Daily Membership
³ Data collected in FY16 and used for FY18 funding
⁴ Percent of school system bus fleet renewal eligible for state funding
⁵ Calculation excludes Transportation Fleet Renewal and Public School Fund Capital Outlay
⁶ 2017-2018 NEA Rankings of the States



\$1,636,386

Cost of One Month's
Operation⁵

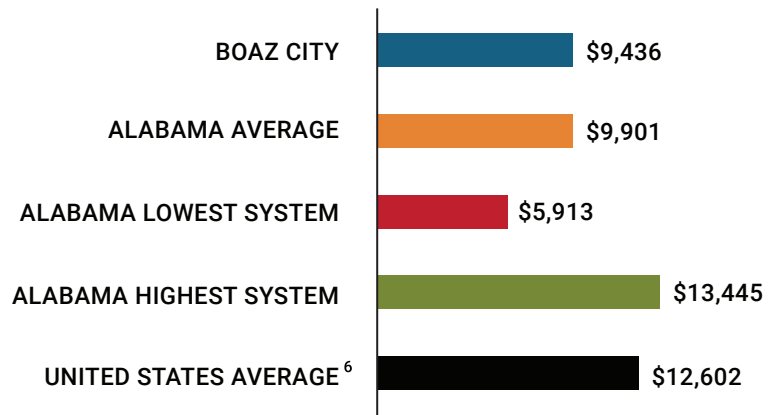


2.71

Number of Months
Reserve Balance

Compare Your School System

Total Per-Pupil Expenditures (PPE)



Boaz City

Per Pupil Expenditures

Federal PPE Rank **71**

State PPE Rank **84**

Local PPE Rank **70**



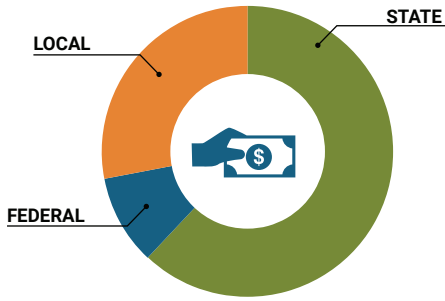
Per Pupil Expenditures among 137 systems

OVERALL SYSTEM RANK 84

* THIS REPORT INCLUDES FISCAL YEAR 2018 DATA

School System Revenue

How was your school system funded?¹



\$15,498,566	STATE	62%
\$2,568,903	FEDERAL	10%
\$7,066,281	LOCAL	28%
— \$906,340	Local 10-Mill Match	
\$6,159,941	AVAILABLE LOCAL REVENUE	

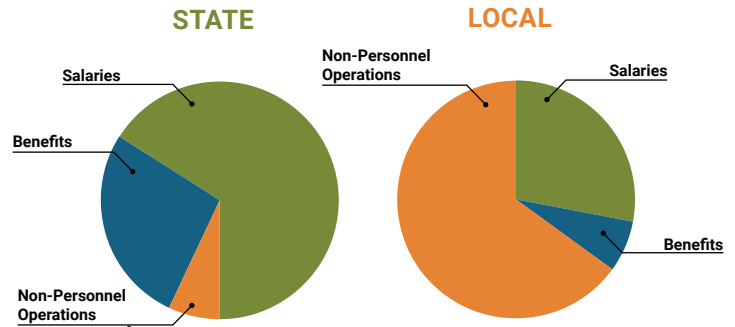
VALUE OF 1-MILL For Your School System

\$90,634

School System Spending

How did your school system spend state & local dollars?¹

	STATE SPENDING ^{2,3}	LOCAL SPENDING ²
Salaries	\$10,052,883	\$1,155,473
Benefits	\$4,086,294	\$306,961
Non-Personnel Operations	\$1,117,228	\$2,758,833
TOTAL	\$15,256,406	\$4,221,266



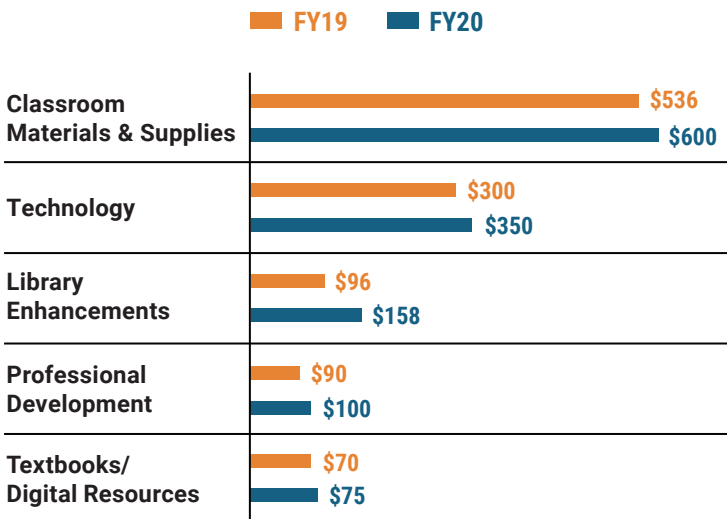
Only 7% of state funding goes to Non-Personnel Operations

¹ Revenues and expenditures may contain nominal variances

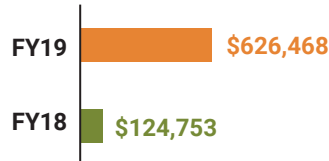
² Does not include debt service or capital outlay

³ Includes 10-mill match

Instructional Support



Educational Advancement & Technology Fund⁴



⁴ These one-time supplemental funds may be used for repairs and deferred maintenance, classroom instructional supplies, insurance for facilities, transportation, technology and school safety measures.

System Debt

TOTAL DEBT⁵ \$18,361,350 **DEBT PER STUDENT \$7,878**

⁵ The debt totals in system audit reports may differ due to audit adjustments



ALABAMA ASSOCIATION OF SCHOOL BOARDS

Sally Smith, J.D.
Executive Director

Lissa Tucker, J.D.
Director of Government Relations

43 South Jackson Street
Montgomery, Alabama 36104

1-800-562-0601 | AlabamaSchoolBoards.org

@AlaSchoolBoards Facebook.com/AlabamaSchoolBoards